

DX Dashboard Crack Activation Code [Mac/Win]



DX Dashboard Crack +

The DX Dashboard Free Download is a real-time graphical widget for Yahoo! that presents the latest or most popular signals in the eight ARRL regions or twenty DXCC entities. The widget can be manipulated by ARRL members in any of the eight ARRL regions. It also can be used by non-members to display the region's daily contests and awards. Download the DX Dashboard Torrent Download widget for the Yahoo! Widget Engine here: DX Dashboard Activation Code Screenshot: Configuration: This widget is designed to be as flexible as possible and be configurable by the individual user. The



following is a list of options and their defaults: Menu Selection The first step is selecting a menu. You can choose between five options. Three are global, but two are region-specific. The global options control which regions of the world are included, how many points are used to rank a signal and the widget's size. The region-specific

options control the number of elements that are displayed on the widget. The number of elements displayed can be changed by the individual user. Menu 1 Global Options Global - Menu 1 Menu 1: DXCC Menu 1: ARRL Region Menu 1: ARRL DXCC Region The DXCC option allows the user to select the eight ARRL regions of the world. DXCC region information is provided in the widget's help file. Menu 1: Number of Points Menu 1: Number of Points: 12 Menu 1: Size Menu 1: Size: A4 (letter) The region-specific menu allows the user to select the North American, Canadian, European, African, and Asian regions of the world. The number of points used to rank a signal is dictated by the DXCC region selected. Menu 2 Region-Specific Options Region 1 (North America) Region 1: Number of Points Region 1: Number of Points: 12 Region 1: Size Region 1: Size: A4 (letter) The European, African, and Asian regions are excluded from the widget's features. Their countries can be added to the widget manually by the user. Region 2 (Canadian) Region 2: Number of Points Region 2: Number of Points: 12 Region 2: Size Region 2: Size: A4 (letter) The widget provides the Canadian signal

DX Dashboard (LifeTime) Activation Code Free Download [Updated] 2022

Allows for filtering of the countries from the DXddler Dtracker. It works with the following filter criteria: DXCC Country QSO Month Day Hour Minute Start - End Direction Signal Quality Audio Encryption Sender Location Callsign Password Icom IC-4400 (CW) Icom IC-4400 (SSB) Icom IC-4170 (SSB) Icom IC-4176 (SSB) Icom IC-4200 (SSB) Icom IC-4500 (CW) Icom IC-4500 (SSB) Icom IC-4510 (SSB) Icom IC-4606 (SSB) Icom IC-4610 (SSB) Icom IC-4616 (SSB) Icom IC-4620 (SSB) Icom IC-4622 (SSB) Icom IC-4624 (SSB) Icom IC-4626 (SSB) Icom IC-4640 (SSB) Icom IC-4608 (SSB) Icom IC-4612 (SSB) Icom IC-4614 (SSB) Icom IC-4616 (SSB) Icom IC-4618 (SSB) Icom IC-4622 (SSB) Icom IC-4624 (SSB) Icom IC-4628 (SSB) Icom IC-4630 (SSB) Icom IC-4636 (SSB) Icom IC-4638 (SSB) Icom IC-4640 (SSB) Icom IC-46 77a5ca646e

DX Dashboard Keygen For (LifeTime)

DX Dashboard is designed to assist hams on the air as well as SWL listeners. Using the DataView project you can graph real-time information of interest to the DXer. Do you wonder why station callsigns change? Now you will get DX call-signs and SWL results right on the DX Dashboard. Find out the activity levels of an operator's station - When you are operating away from home station, you may want to know how busy the club is, how many DXpeditions the operator is on and other activity data. Want to know the activity level of a particular DXpedition? No problem, we provide easy to read and graph activity data and live DXing locations for the DXpedition. DX Dashboard uses a similar concept as Zello or Voice123 in that the user uses either the Dashboard or the Dashboard Web app to display the data. A unique feature to DX Dashboard is that the DataView also provides a SWL listener application, DX Scrapper, which enables the user to find or search for a certain frequency with the use of the Zello/Voice123 feature. With DX Scrapper, you can search for a specific frequency by either scan or pre-programmed frequency or you can search on the fly, and get a list of all active stations on that frequency and their SWL results. You can then easily filter through the list to find the station you want. DX Dashboard also features an IRLog program that enables the user to track down or find the exact location of a DXpedition, and to mark the position as a DXpedition, report the location to the DX Dashboard and graph all the activity and results. It also has the capability to store the results, geolocate them and send them to your Hammail.org address. Requires:  Yahoo! Widgets
Description: DX Scrapper is designed to provide on the air information as well as SWL listeners. It is the same program that is used in DX Dashboard, however it does not require any additional configuration or setup. Using the functionality provided in the program, a DXer can track a DXpedition as it progresses, mark the position of the DXpedition, graph the activity of the station and display the results of the station on the SWL results. Requires:  Yahoo! Widgets
Your feedback is important to us and we appreciate you taking a few

What's New In?

This Yahoo Widget engine allows you to display real-time information of use to ham radio and SWL listeners who desire DX. This widget uses Yahoo's Widget Engine which provides over 200 free widgets, all made by various developers. These widgets can be used for a variety of purposes including serving as an online log or a weather widget. I have tried to provide a reasonable amount of info on how to use this widget. Enjoy! 1)Please scroll down below to view the list of available widgets that come with Yahoo's Widget Engine. Click on any of the links to learn how to set up this widget in your blog/site. 2)To view the DX Dashboard Widget, you must first visit the DX

Dashboard page (and click on the "Free Dashboard" button. 3)After you have clicked on the "Free Dashboard" button, you are taken to a page that looks like this: 4)Scroll down the page a bit and find the DX Dashboard Widget under the Widgets category: 5)Click on the "Direct Link to Widget" link to view the widget (after activating the widget on the page using a web browser, such as Internet Explorer, Firefox or Chrome). 6)If you don't see a link for the DX Dashboard Widget on the DX Dashboard page, just click on the "View widget options" link. 7)When the widget displays, you are directed to another page where you can input a URL for the site where you want to insert the widget. If you do not choose a specific URL, the widget defaults to inserting itself in a randomly selected page in your blog/site. 7a)Once you have selected the URL for the site where you want the DX Dashboard Widget to be inserted, click on the "Insert this widget" button to add the widget to your page: 8)You are then taken to the site where you chose the URL for the DX Dashboard Widget. You are now provided with the option to customize the DX Dashboard Widget: 9)Click on the radio buttons for the desired DX classifications (5 classes and Single band, and 5 classes and Multiple bands). 10)If you have already activated the DX Dashboard Widget using the DX Dashboard page, then you are presented with this widget: 11)If you want to delete the DX Dashboard Widget, go to the Widget Settings page and click on the "Delete this widget" link. 12)After you have clicked on the "Delete this widget" link, you are taken to a page with the following options: 13)Select "Yes" to remove the widget from your blog/site. 14)To close the DX

System Requirements For DX Dashboard:

Windows 7, Windows 8.1, Windows 10 Mac OS 10.11.2, 10.11.4, macOS 10.12.1
Intel/AMD i7-4770 (Quad-Core) CPU or better RAM: 8GB Graphics: NVIDIA
GeForce GTX 760 or AMD Radeon R9 270X DirectX: Version 11 Screenshots:
Download Links: ©2016 Stardock Entertainment, Inc. ©2016 Bethesda Softworks
©2016 Valve Corporation.

https://baptizein.com/upload/files/2022/06/12XknIg5jcWabK1qVg68_06_c8c838fdc23585ea3b9c22adf0b9a077_file.pdf

https://eugreggae.com/wp-content/uploads/2022/06/Desktop_Alarm_Clock_Widget-1.pdf

http://www.antiquavox.it/wp-content/uploads/2022/06/2xAV_Plugin_for_Windows_Media_Player.pdf

<https://albaganadera.com/?p=2058>

https://black-affluence.com/social/upload/files/2022/06/jGvUYs1KuY8eVOYqmLad_06_a550e71270602d318e4cfc2d83ad689e_file.pdf

https://ruhani.com/wp-content/uploads/2022/06/Decipher_WhatsApp.pdf

<http://feline-nord-picardie.fr/advert/in-naturalibus/>

<https://macroalgae.org/portal/checklists/checklist.php?clid=7375>

<http://www.cristinacosta.com/icofx-portable-edition-crack-full-version/>

<https://www.newsunisunayi.com/wp-content/uploads/2022/06/dalnane.pdf>